Assigning Phone Numbers to User Accounts

The final step in configuring Numer w Teams service is connecting users to the phone numbers provided by **T-Mobile**. Assigning numbers to a specific user or multiple users is done using commands executed in PowerShell.

Single User Configuration

Run the following command, changing **uzytkownik@domenafirmowa.pl** to the username of the user who should be assigned the phone number provided by **T-Mobile,** which you should insert in place of **+48000000000**.

```
Set-CsPhoneNumberAssignment -Identity uzytkownik@domenafirmowa.pl -PhoneNumber +48000000000 -PhoneNumberType DirectRouting
```

Multiple Users Configuration

To configure multiple users at once , prepare a **CSV** file (comma-separated value text file) containing the **user names** and **phone numbers** you want to assign to them. The file should be created according to the format below.

```
Email,Phone
uzytkownika@domenafirmowa.pl,+48000000000
uzytkownika@domenafirmowa.pl,+48000000000
uzytkownika@domenafirmowa.pl,+48000000000
```

Replace **uzytkownik@domenafirmowa.pl** with the actual usernames of the users you want to assign phone numbers to. Replace **+48000000000** with the corresponding T-Mobile phone numbers. Add more rows to the file following the same format for each additional user you want to configure.

Finished file should look like this:

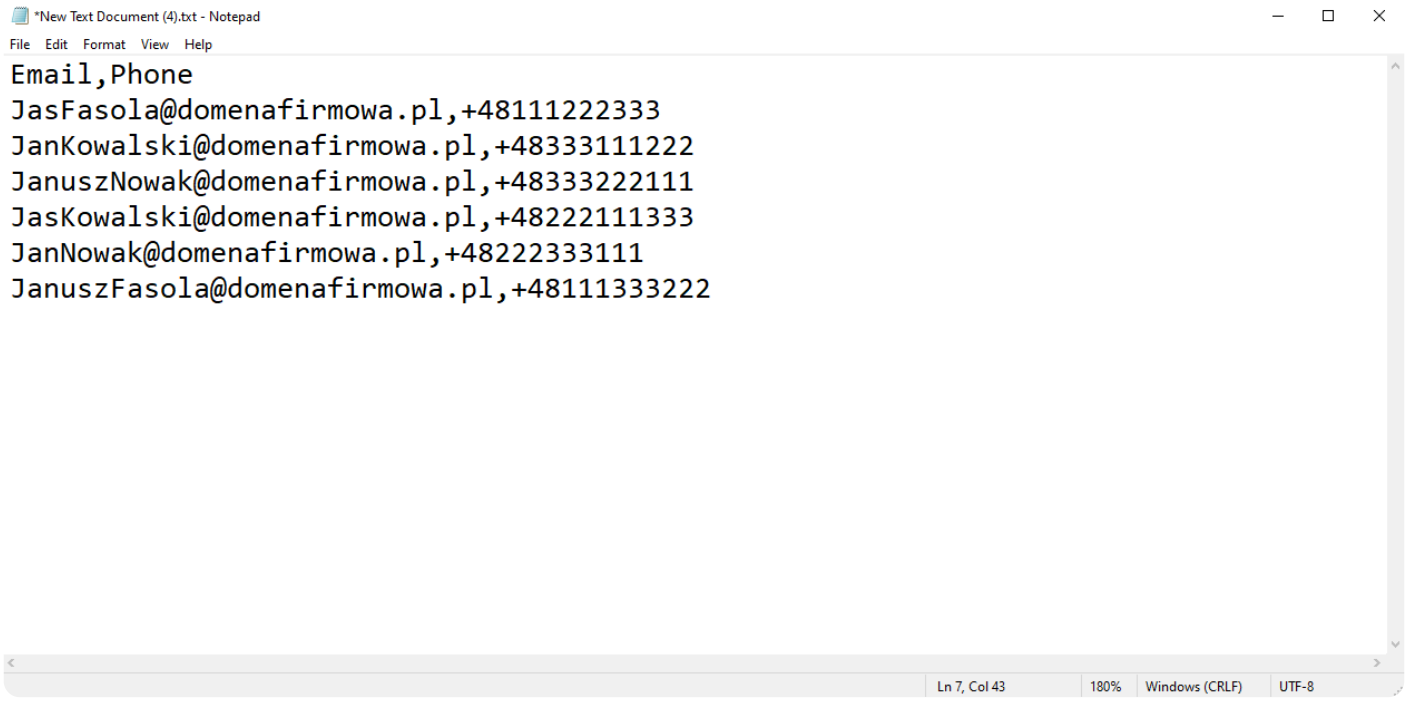

> Before saving the file, make sure that the phone numbers have the correct format. The number should start with a "+" sign followed by 11 digits, starting with 48. An example number is: +48123456789.

Save the file with the name **Voice.CSV (Voice** is the filename and **CSV** is the file extension).

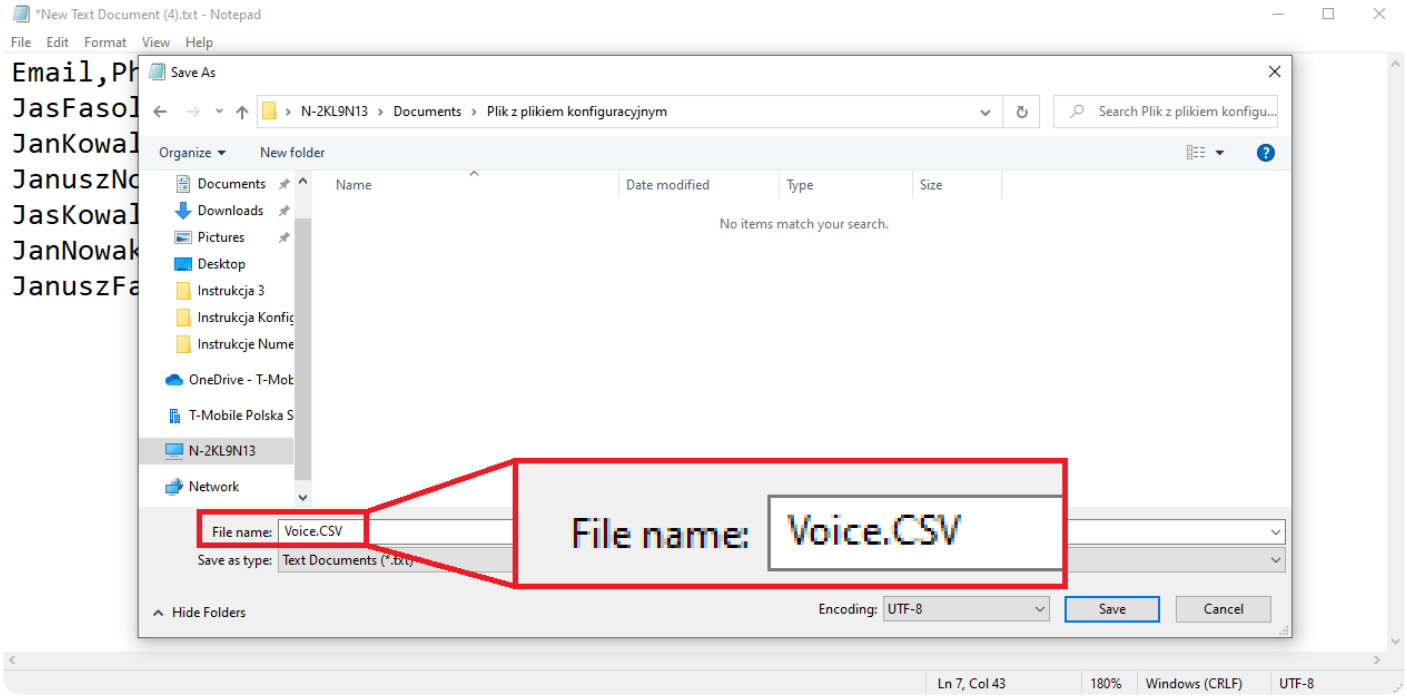

Next, open the file location, **right-click** on the file, select **Properties** and copy the file **location**.

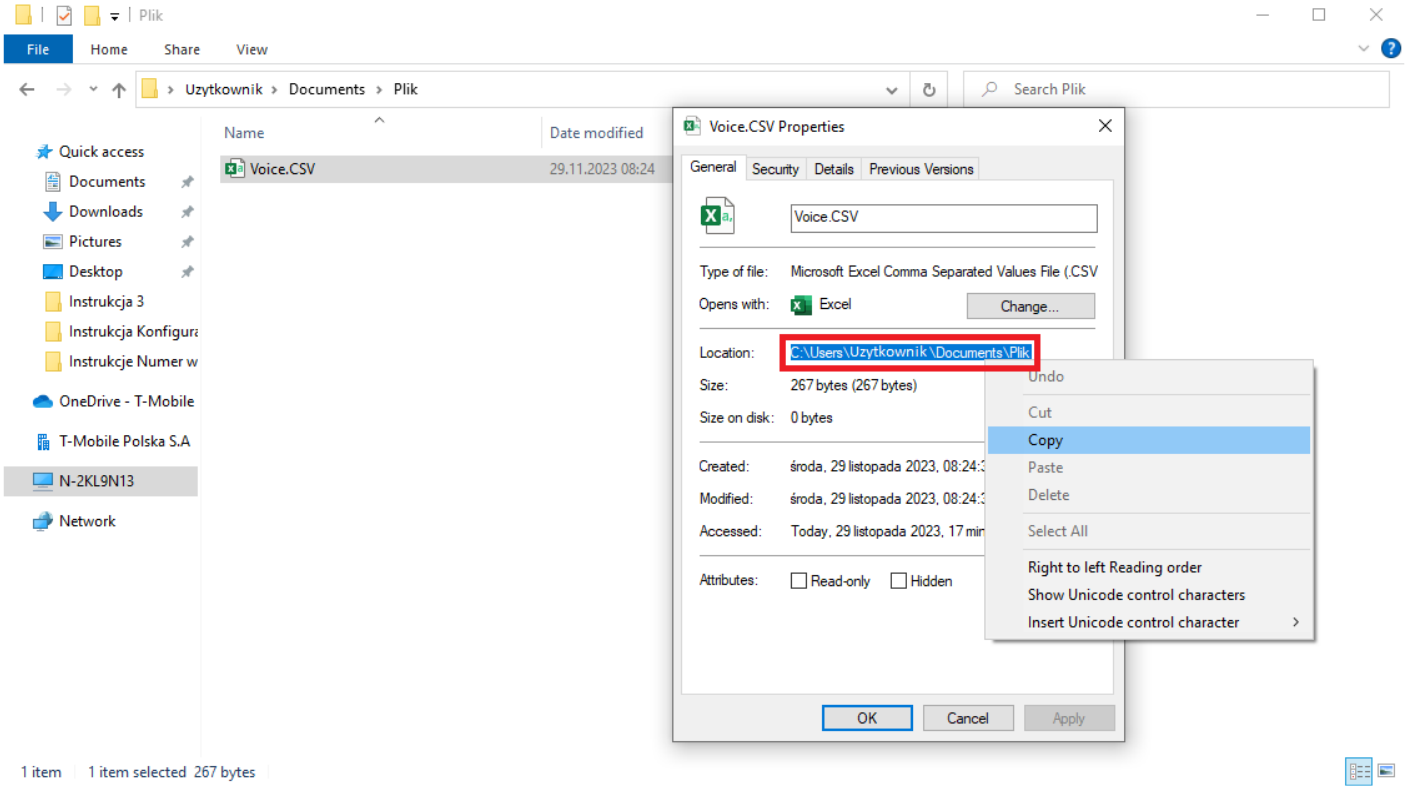

In the following command, replace **C:\Users\<file path>** with the value you copied earlier. Then, execute it in **PowerShell.**

```
$teams = Import-Csv C:\Users\<file path>\Voice.csv
foreach ($team in $teams)
{
Set-CsPhoneNumberAssignment -Identity $team.email -PhoneNumber $team.phone -PhoneNumberType DirectRouting
}
```

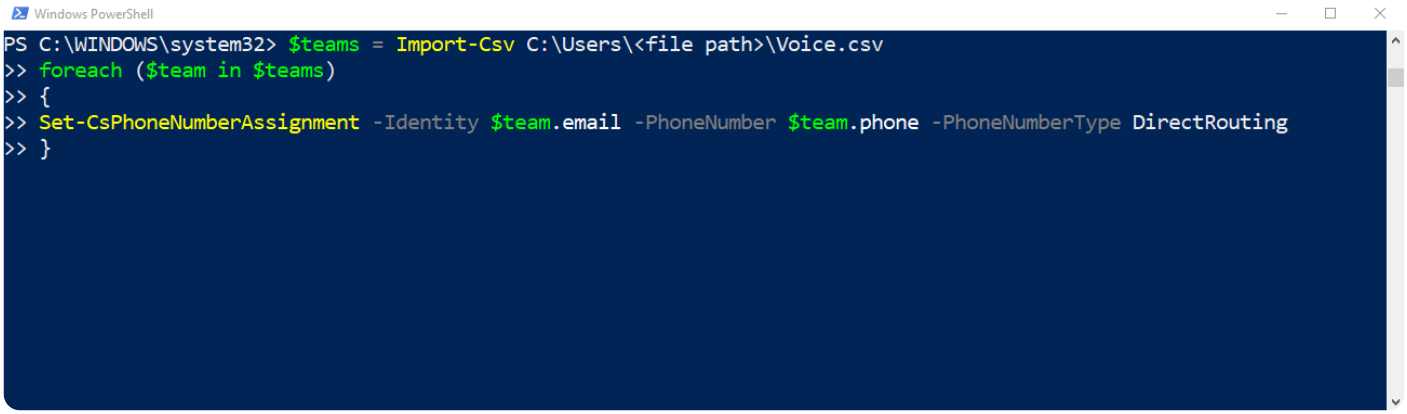

Once the configuration is complete, it is possible to make phone calls in the **MS Teams** application. To do this, log into the account of a user to whom you have assigned a phone number and who has a license with the **Teams Phone** add-on.

Revision #2

Created 2 February 2024 10:26:11 by Damian Szymanski

Updated 22 March 2024 13:30:12 by Damian Szymanski